

DeepClean Extra Tolerance Sheet

Sheet number
DE-F-F-01

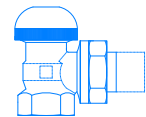
Guard Design
DeepClean Extra

- Guard Specification
- Flat Top
 - Floor Mounted

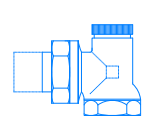
Valve Connection
90° Angle BBOE*
*bottom, bottom, opposite ends

Valve Kit Bodies

Angle - flow
TS90 - 7724_91



Angle - return (lock shield)
RL1 - 3724_41



Technical Data:

- Body material: Brass nickel plated
- Max operating pressure: 10 bar
- Max operating temp: 110°C
- Connection thread: ISO 228-1

Emitter as standard should be fitted
200mm from the floor.
Valve connections are **BBOE**.

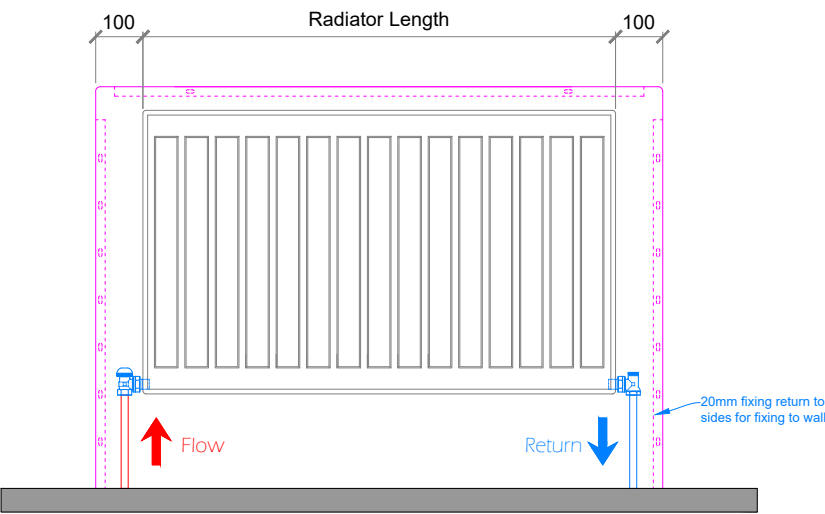
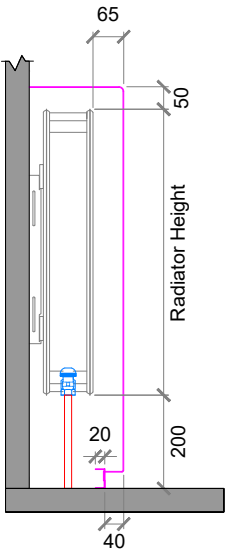
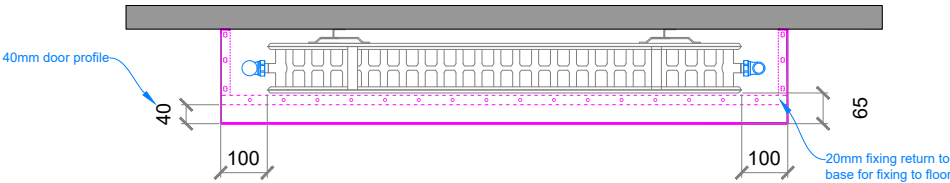
Any drain off valves installed must be
within the length and depth of the guard.

All valves are suitable for ½ inch steel
pipes.
All kits come complete with a nut and
olive to accept 15mm BSP copper.

Match the desired guard design to the existing radiator plumbing connection.
Ensure the correct match of both guard, radiator and valve arrangement to calculate the
space tolerances needed to specify the guard sizes accurately.

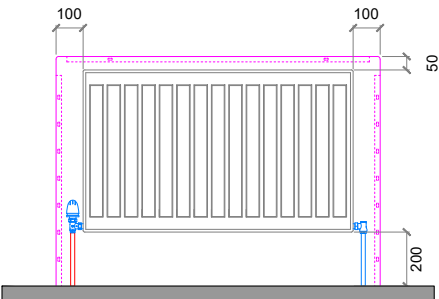


Tel: +44 (0) 1952 290 498
sales@contourheating.co.uk

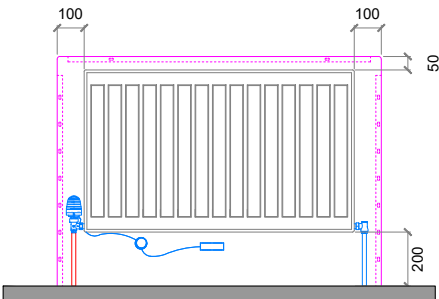


* All dimensions in mm.
* Drawings not to scale.

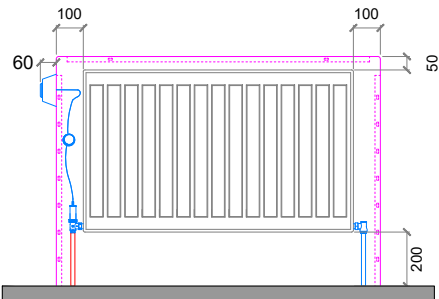
Thermostatic Valve Options



Internal
Code: 9210 - 13



Internal with Remote Sensor
Code: 7463 - 41



External Anti Ligature (back to wall)
Code: 1935241

DeepClean Extra Tolerance Sheet

Sheet number

DE-F-F-02

Guard Design

DeepClean Extra

Guard Specification

- Flat Top
- Floor Mounted

Valve Connection

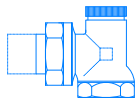
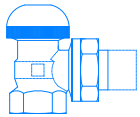
90° Angle TBOE*

*top, bottom, opposite ends

Valve Kit Bodies

Angle - flow
TS90 - 7724_91

Angle - return (lock shield)
RL1 - 3724_41



Technical Data:

- Body material: Brass nickel plated
- Max operating pressure: 10 bar
- Max operating temp: 110°C
- Connection thread: ISO 228-1

Emitter as standard should be fitted

200mm from the floor.

Valve connections are **TBOE**.

Any drain off valves installed must be within the length and depth of the guard.

All valves are suitable for $\frac{1}{2}$ inch steel pipes.

All kits come complete with a nut and olive to accept 15mm BSP copper.

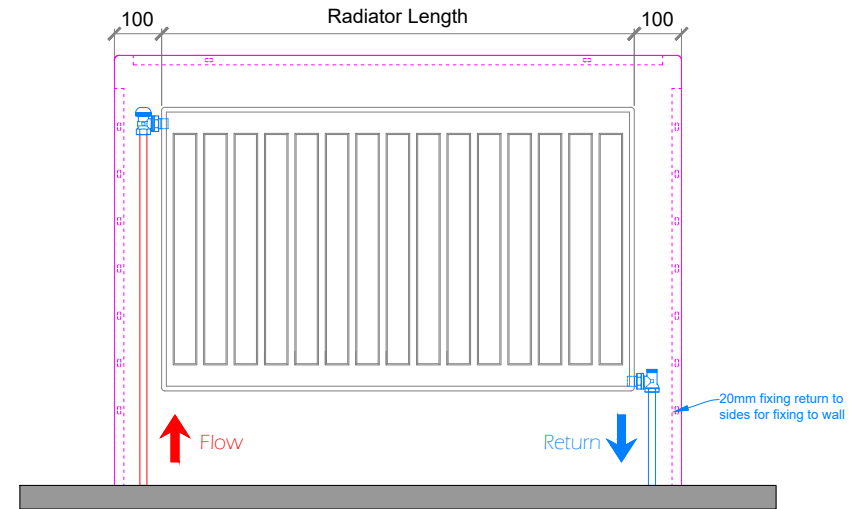
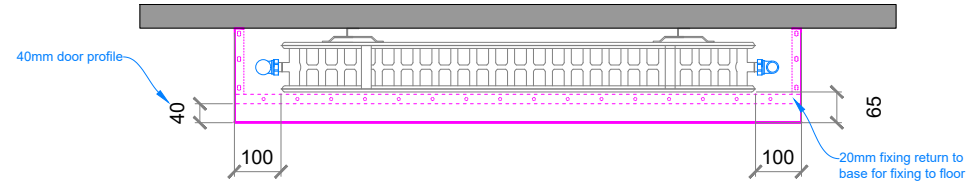
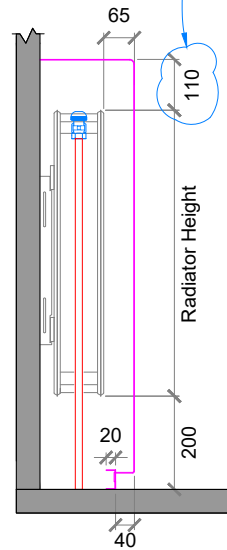
**internal TRV not recommended due to the sensor being inside the cover at the top. This may cause an inaccurate reading and shut the valve off before reaching optimum desired temperature.*

Match the desired guard design to the existing radiator plumbing connection.
Ensure the correct match of both guard, radiator and valve arrangement to calculate the space tolerances needed to specify the guard sizes accurately.



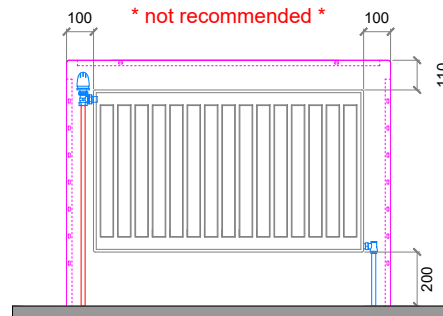
Tel: +44 (0) 1952 290 498
sales@contourheating.co.uk

increased height tolerance to accommodate any option of thermostatic head as shown below

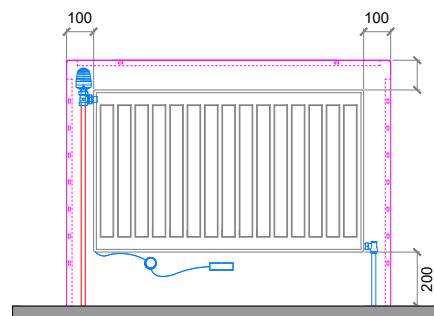


- * All dimensions in mm.
- * Drawings not to scale.

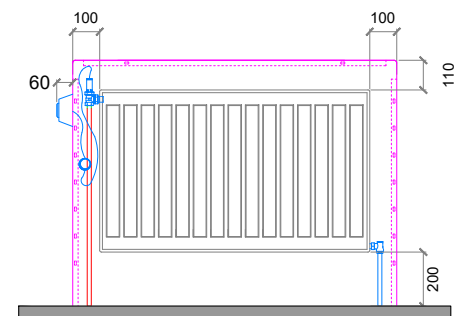
Thermostatic Valve Options



Internal
Code: 9210 - 13



Internal with Remote Sensor
Code: 7463 - 41



External Anti Ligature (back to wall)
Code: 1935241

DeepClean Extra Tolerance Sheet

Sheet number

DE-F-F-03

Guard Design

DeepClean Extra

Guard Specification

- Flat Top
- Floor Mounted

Valve Connection

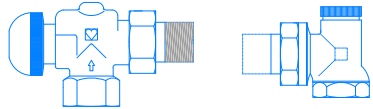
90° Reverse Angle TBOE*

*top, bottom, opposite ends

Valve Kit Bodies

Reverse Angle - flow
TS90 - 7728_91

Angle - return (lock shield)
RL1 - 3724_41



Technical Data:

- Body material: Brass nickel plated
- Max operating pressure: 10 bar
- Max operating temp: 110°C
- Connection thread: ISO 228-1

Emitter as standard should be fitted
200mm from the floor.

Valve connections are **TBOE**.

Any drain off valves installed must be
within the length and depth of the guard.

All valves are suitable for $\frac{1}{2}$ inch steel
pipes.

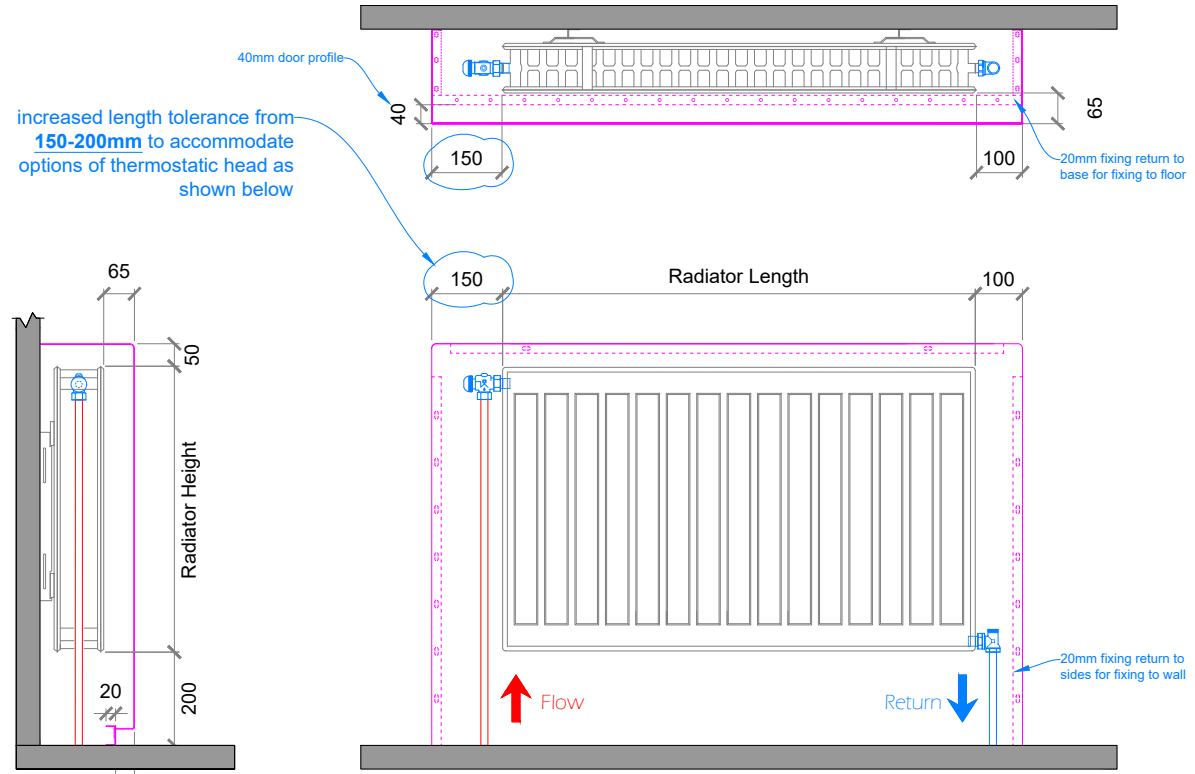
All kits come complete with a nut and
olive to accept 15mm BSP copper.

**internal TRV not recommended due to
the sensor being inside the cover at the
top. This may cause an inaccurate
reading and shut the valve off before
reaching optimum desired temperature.*

Match the desired guard design to the existing radiator plumbing connection.
Ensure the correct match of both guard, radiator and valve arrangement to calculate the
space tolerances needed to specify the guard sizes accurately.

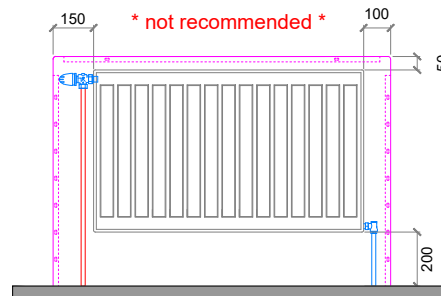


Tel: +44 (0) 1952 290 498
sales@contourheating.co.uk

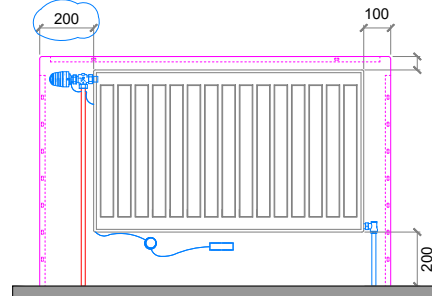


* All dimensions in mm.
* Drawings not to scale.

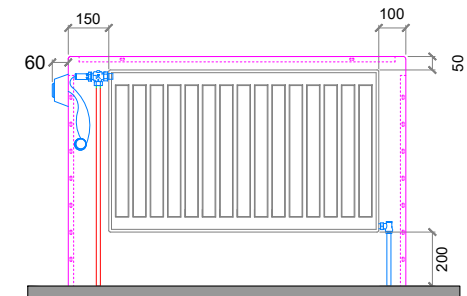
Thermostatic Valve Options



Internal
Code: 9210 - 13



Internal with Remote Sensor
Code: 7463 - 41



External Anti Ligature (back to wall)
Code: 1935241

DeepClean Extra Tolerance Sheet

Sheet number

DE-F-F-04

Guard Design

DeepClean Extra

Guard Specification

- Flat Top
- Floor Mounted

Valve Connection

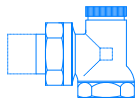
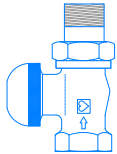
Straight with Elbow TBOE*

*top, bottom, opposite ends

Valve Kit Bodies

Straight - flow
TS90 - 7723_91

Angle - return (lock shield)
RL1 - 3724_41



Technical Data:

- Body material: Brass nickel plated
- Max operating pressure: 10 bar
- Max operating temp: 110°C
- Connection thread: ISO 228-1

Emitter as standard should be fitted
200mm from the floor.

Valve connections are **TBOE**.

Any drain off valves installed must be
within the length and depth of the guard.

All valves are suitable for $\frac{1}{2}$ inch steel
pipes.

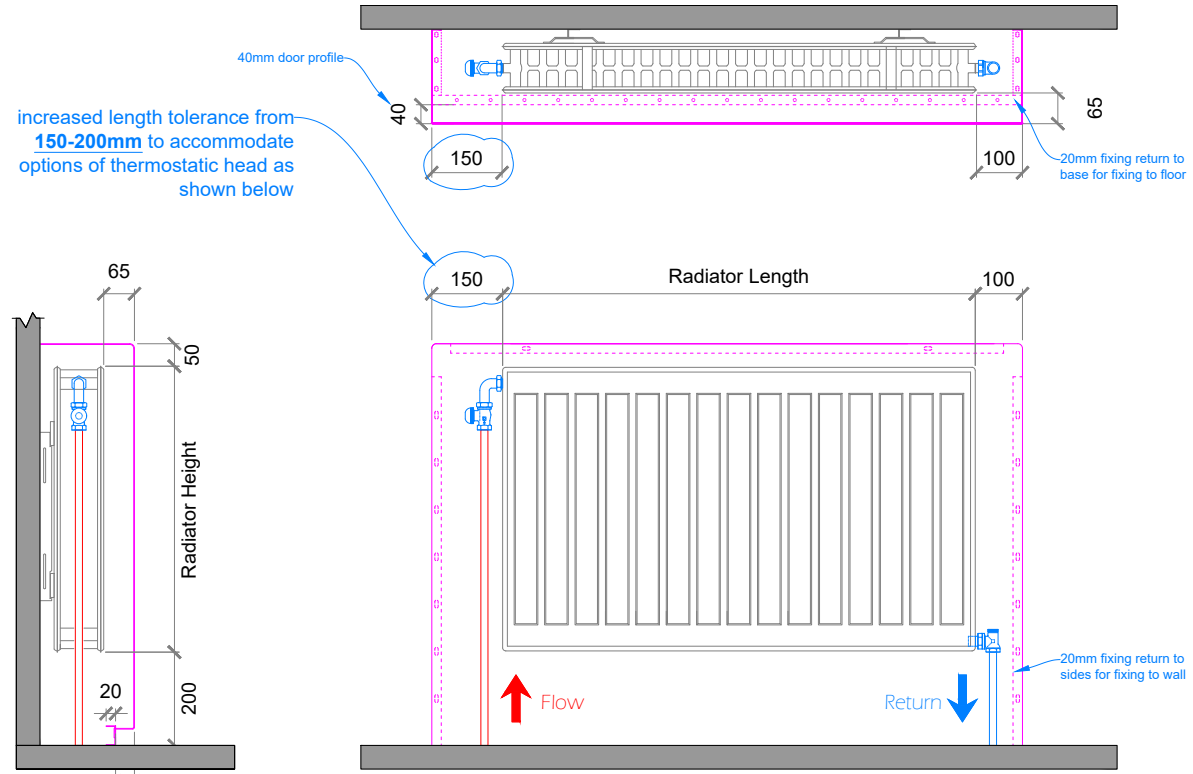
All kits come complete with a nut and
olive to accept 15mm BSP copper.

**internal TRV not recommended due to
the sensor being inside the cover at the
top. This may cause an inaccurate
reading and shut the valve off before
reaching optimum desired temperature.*

Match the desired guard design to the existing radiator plumbing connection.
Ensure the correct match of both guard, radiator and valve arrangement to calculate the
space tolerances needed to specify the guard sizes accurately.

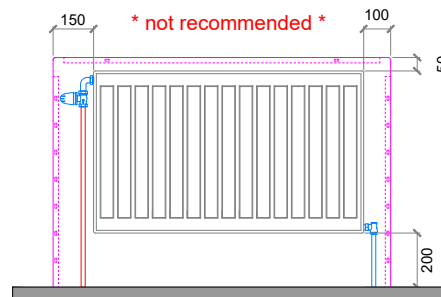


Tel: +44 (0) 1952 290 498
sales@contourheating.co.uk

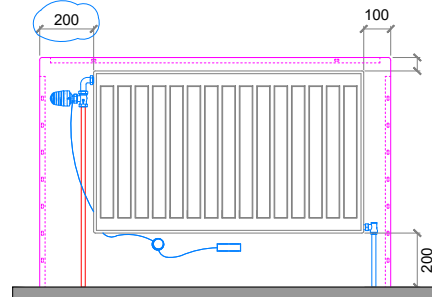


* All dimensions in mm.
* Drawings not to scale.

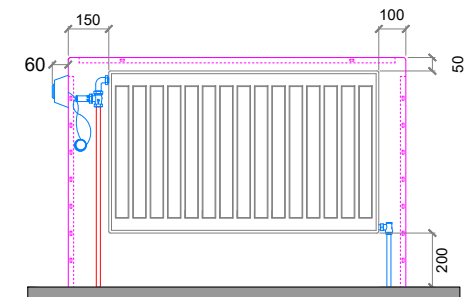
Thermostatic Valve Options



Internal
Code: 9210 - 13



Internal with Remote Sensor
Code: 7463 - 41



External Anti Ligature (back to wall)
Code: 1935241

DeepClean Extra Tolerance Sheet

Sheet number

DE-F-F-05

Guard Design

DeepClean Extra

Guard Specification

- Flat Top
- Floor Mounted

Valve Connection

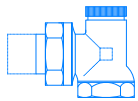
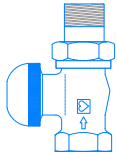
Straight with Elbow TBOE*

(Forward Facing) *top, bottom, opposite ends

Valve Kit Bodies

Straight - flow
TS90 - 7723_91

Angle - return (lock shield)
RL1 - 3724_41



Technical Data:

- Body material: Brass nickel plated
- Max operating pressure: 10 bar
- Max operating temp: 110°C
- Connection thread: ISO 228-1

Emitter as standard should be fitted
200mm from the floor.

Valve connections are **TBOE**.

Any drain off valves installed must be
within the length and depth of the guard.

All valves are suitable for $\frac{1}{2}$ inch steel
pipes.

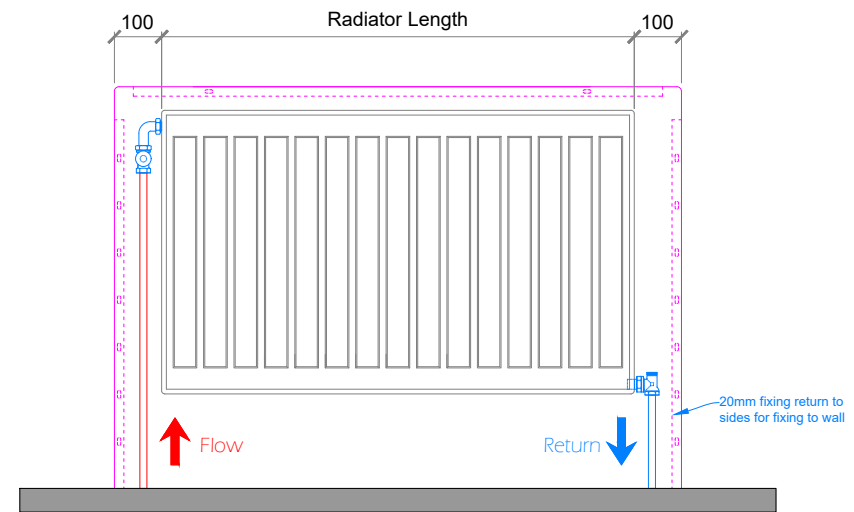
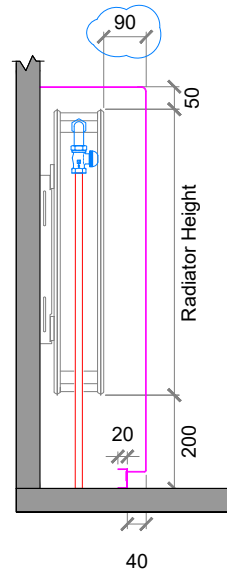
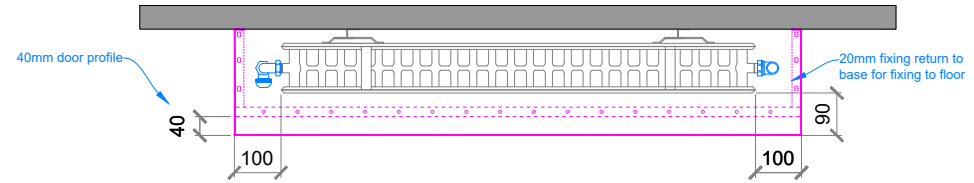
All kits come complete with a nut and
olive to accept 15mm BSP copper.

**internal TRV not recommended due to
the sensor being inside the cover at the
top. This may cause an inaccurate
reading and shut the valve off before
reaching optimum desired temperature.*

Match the desired guard design to the existing radiator plumbing connection.
Ensure the correct match of both guard, radiator and valve arrangement to calculate the
space tolerances needed to specify the guard sizes accurately.



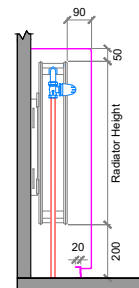
Tel: +44 (0) 1952 290 498
sales@contourheating.co.uk



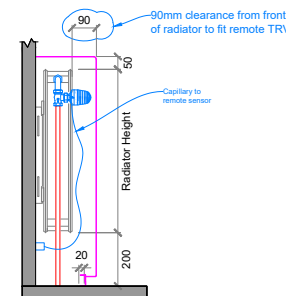
* All dimensions in mm.
* Drawings not to scale.

Thermostatic Valve Options

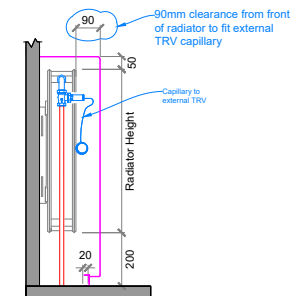
*** not recommended ***



Internal
Code: 9210 - 13



Internal with Remote Sensor
Code: 7463 - 41



External Anti Ligature (back to wall)
Code: 1935241